

# Open top drum 225 litres with 4 integrated handles around the drum and 1 stackable lid

# 225 OEN

## ■ Description

- This high density polyethylene (HDPE) drum is suitable for storage, handling and transportation of chemicals products or foodstuffs.
- The drum is intended to contain powders or solids products.
- Easy handling , with its four (4) integrated handles around the drum, and its adaptability with drum grippers.
- Open top drums have ;
  - a complete drainage.
  - can be cleaned for re-use or recycling.

## ■ Equipment

- One (1) lid with one (1) synthetic rubber seal.
- One (1) locking ring, integrated at the lid.
- Two (2) hand grips in the bottom.
- Four (4) integrated handle.

## ■ Materials

- Body and lid : high density polyethylene (HDPE).
- Locking ring : galvanised steel.

## ■ Manufacturing process

- Body : extrusion blow moulding.
- Lid : injection moulding.

## ■ Nominal capacity

- 225 litres.

## ■ Colours

- Lid : black
- Locking ring : grey.
- Body : dark blue, other colours upon request, a minimum quantity per order applies (consult us).

## ■ Nominal dimensions

225 OEN		225 L
H height	±5 mm	1000 mm
h height	±3 mm	325 mm
Ø C	±4 mm	595 mm
Ø O (opening)	±5 mm	408 mm
G depth	±4 mm	22 mm
D height decorative area	±3 mm	312 mm
Weight with locking ring (A) ±3% kg		8,7kg (body, 7,5 kg)
Total brimful capacity	L	229 <sup>+4 L</sup> L <sub>2 L</sub>

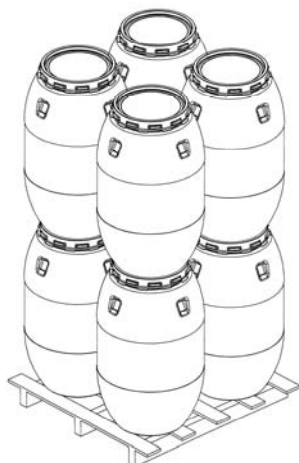
(A) for different weights, consult us.

## ■ Shipping

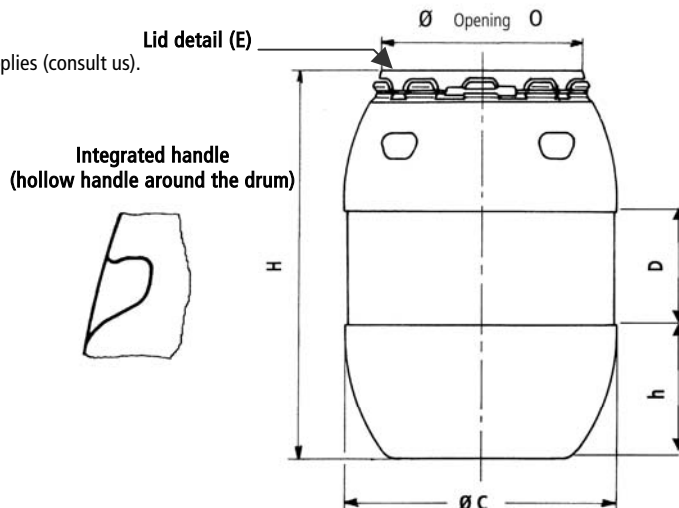
	Plan 1
Pallet dimensions	1140x1140 mm
Drums quantity on one (1) layer	4
Layer(s) of drums on one (1) pallet	2
Drums quantity on one (1) pallet	8
Pallet(s) quantity in one full truck	26
Palletisation height	2135 mm
Bulk packaging in truck <sup>1</sup>	300 drums
Recommended maximal stacking for filling drums of products with density 1.2 at 20°C	(1) + (1)

<sup>1</sup>(1)+(1) : one (1) pallet of (1) layer + one (1) pallet of (1) layer by top.

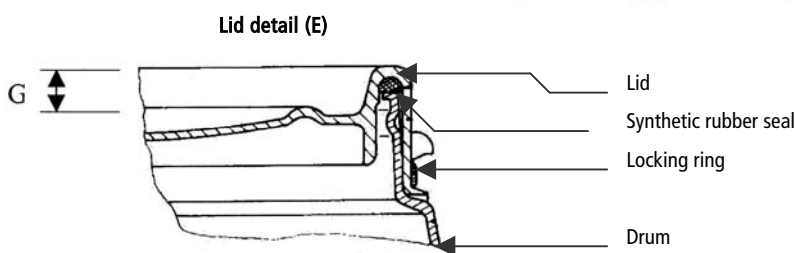
Truck of 120 m<sup>3</sup>, lengths ; truck 8 m and tow 7 m.



Plan 1 : 8 drums on 1 pallet



Integrated handle (hollow handle around the drum)



## ■ Approvals

- ✓ For land, sea or air transport of dangerous solids of packing group I, II or III.
- ✓ Maximum weight : 320 kg .
- ✓ In accordance with UN recommendations and the derivative modal regulations : RID/ADR, IMDG code and IATA regulations.

## ■ Notes

- The polyethylene drum is resistant to most chemical products, if in doubt please consult us.
- The polyethylene drum is light, odourless and suitable for the packaging of food, it does not suffer from corrosion.
- It can be personalised :
  - by labelling.
  - by printed polyethylene sleeve.
- The polyethylene drum is easily stacked and palletised.

SOTRALENTZ PACKAGING S.A.S BP. 28 F- 67320 DRULINGEN / France.

Web site : [www.sotralentz.com](http://www.sotralentz.com)

France : Phone. +33 (0)3 88 01 68 00 / Fax. +33 (0)3 88 01 68 02 / E-mail : [emballage@sotralentz.com](mailto:emballage@sotralentz.com)

England : Phone. +44 191 5180440 / Fax. +44 191 5181045 / E-mail : [sales@sotralentz.com](mailto:sales@sotralentz.com)

Spain : Phone. +34 945 33 2100 / Fax. +34 945 33 2286 / E-mail : [embalaje@trlentz.es](mailto:embalaje@trlentz.es)

This sheet is intended for information purposes only, SOTRALENTZ reserve the right for any deviations, or changes to the above.

Patented packaging.

See use guidelines on back of sheet.

SAI. 09.2004

# Instructions for use of (HDPE)-drums and jerrycans

## How to choose ?

- ✓ SOTRALENTZ Packaging can advise the customer taking into account the type of product to be packed, the way the drums need to be stored, handled, transported,...
- ✓ The compatibility of the product with the packaging is the filler's responsibility. He must verify whether the packaging is compatible with the product, the closures and the seals.
- ✓ The density of the product determines the maximum stacking height, the way of handling and also the weight of the packaging. Especially when the density is higher than 1.3, special precautions need to be taken when stacking.

## 1. Storing empty drums and cans.

- ✓ Keep away from sparks and heat sources like hot pipes, hot tanks, radiators,...
- ✓ Stock in clean and non-contaminated environments.
- ✓ For longer periods, do not store outside or exposed to UV light.

## 2. Filling.

- ✓ Avoid damaging the packaging, especially the bungs, with the filling equipment.
- ✓ The closures need to be tightened with the correct torque prescribed by the manufacturer
- ✓ Do not re-use venting closures.

## 3. Hot filling.

- ✓ Do not stack when the drums or cans are still warm.
- ✓ For short periods (a few hours) temperatures up to 80° Celsius can be reached without effecting the mechanical characteristics of the packages. In case of longer periods do not surpass 60° Celsius.
- ✓ Check again the compatibility of the product with the packages, heating above 25° Celsius. As this may have a negative effect on certain products with regard to compatibility with polyethylene.
- ✓ Be sure the drums/cans stand on a smooth surface, use good quality pallets.
- ✓ After filling :
  - leave the drums open until the product temperature equals the environment temperature.
  - use a venting closure.

## 4. Handling, storing and transport of filled drums/cans.

- ✓ Use only appropriated handling equipment. *In case of doubt, contact us.*
- ✓ Use good quality pallets adapted to the size of the packages. Do not surpass the borders of the pallets. Verify there are no ruptures, sharp edges or nails which may puncture the drums/cans.
- ✓ Stack on smooth and levelled surfaces adapted to carry the weight of the filled drums/cans.
- ✓ Packages equipped with a vent need to be stored vertically.
- ✓ Verify that the end-user has all the vital information with regard to handling and especially the maximum stacking height.
- ✓ When stacked on a pallet, use only drums/cans of the same model and dimensions.
- ✓ Shrinking/filming: avoid to much tension on the plastic film which may lead to deformation of the packages. In case of lightweight drums or cans, it is recommended to use cardboard or plastic corner protectors.

## 5. UN-markings and homologations.

- ✓ The UN-marking certifies the drum/can's conformity to the UN-recommendations and regulations (RID/ADR, IATA, IMDG) for the transport of dangerous goods.
- ✓ The level of homologation (density, packaging group, hydraulic pressure) mentionned in the UN-marking refers to products chemically assimilable to water. In general, for the other standard liquids the performance level will be inferior. *See the UN-certificate.*
- ✓ As the stacking tests for the homologation are done with 'guided' charges, do not apply these maximum charges for your static nor for your dynamic stacking. Consult our recommendations on the technical sheets.
- ✓ The hydraulic pressure value in the UN-marking corresponds with the pressure against which the packaging resists for a maximum period of 30 minutes. However this hydraulic pressure value can not be used as a reference for emptying the drum/can under pressure.
- ✓ The nominal capacity of the drum/can needs to be considered as an approximate value.



**SOTRALENTZ PACKAGING S.A.S** BP. 28 F- 67320 DRULINGEN / France. Web site : [www.sotralentz.com](http://www.sotralentz.com)

France : Phone. +33 (0)3 88 01 68 00 / Fax. +33 (0)3 88 01 68 02 / E-mail : [emballage@sotralentz.com](mailto:emballage@sotralentz.com)

England : Phone. +44 191 5180440 / Fax. +44 191 5181045 / E-mail : [sales@sotralentz.com](mailto:sales@sotralentz.com)

Spain : Phone. +34 945 33 2100 / Fax. +34 945 33 2286 / E-mail : [embalaje@trlentz.es](mailto:embalaje@trlentz.es)

This sheet is intended for information purposes only, SOTRALENTZ reserve the right for any deviations, or changes to the above.

CLF. 09.2004